

Product Code: S-242014

24-inch Black and White Dual-Color Fireclay Single Bowl

Farmhouse/Apron-Front Kitchen Sink

With Integrated Workstation Ledge



PRODUCT FEATURES

- **Fine Fireclay Construction:** Expertly crafted for lasting durability and a timeless aesthetic.
- **HPC™ Density Tech:** Utilizing High-Pressure Casting to achieve 30% higher density than traditional manufacturing methods.
- **1280°C HYPER-FIRING:** Processed in a 22-hour tunnel kiln for a surface that is exceptionally resistant to scratches, stains, chips, and thermal shock.
- **Reinforced Design:** Engineered to withstand the rigors of both professional culinary environments and residential kitchens.
- **Standard Drain:** Features a standard 3-1/2" drain opening.

COLORS

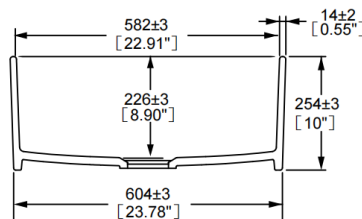
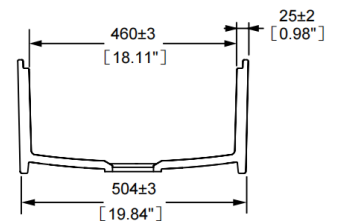
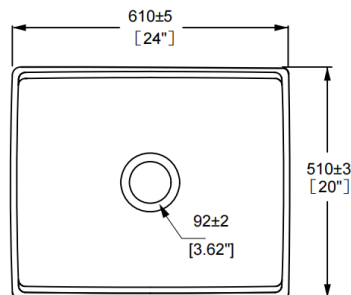
- **Standard Colors:** White & Matte Black

TECHNICAL INFORMATION

- **Sink Dimensions:**
24" x 23 3/4" x 10" (610*604*254mm)
- **Please note tolerances on drawing.**
- **N.W.:** 35.65 KG

PARTS INCLUDED

- Roll-Up Dish Drying Rack
- Kitchen Sink Strainer
- Cutting Board



STANDARDS APPLICAB

- **cUPC** (Uniform Plumbing Code)
- **CE** (European Conformity)
- **UKCA** (UK Conformity Assessed)
- **WaterMark**